

dinosaur count and clip 1-10



dinosaur count and clip 1-10

Set Up

- Print pages 3 to 6. Glue on to backing card for durability. Cut out each of the cards around the coloured line. Laminate each card.
- Pegs

Play

- Spread the cards on to a table or the floor.
- Students count the objects on the card and place a peg on the correct number.



5

2

3

Created by mathsfourall.com 2018





4

1

2

Created by mathsfourall.com 2018



2

5

3

Created by mathsfourall.com 2018




1

3


4

Created by mathsfourall.com 2018




5 4 3

Created by mathsfourall.com 2018



3 6 5

Created by mathsfourall.com 2018



5 6 7

Created by mathsfourall.com 2018




8 9 7

Created by mathsfourall.com 2018





8 9 10

Created by mathsfourall.com 2018



7 10 9

Created by mathsfourall.com 2018




3 1 2

Created by mathsfourall.com 2018



4 3 5

Created by mathsfourall.com 2018



2

4

3

Created by mathsfourall.com 2018





1

2

3

Created by mathsfourall.com 2018






4

5

6

Created by mathsfourall.com 2018



6

7

5

Created by mathsfourall.com 2018